

Student Satisfaction Survey Report (2021-22)

Aim:

A.V. College of Arts, Science & Commerce aims for excellence in academics, co-curricular activities, and an overall growth of students, faculty members, and stakeholders.

The IQAC committee of the college is dedicated to making consistent efforts in the same direction. For the said purpose, the IQAC encourages the students, faculty members, and stakeholders for participating in various activities/programs and also undertakes many such initiatives with the same enthusiasm.

In addition, it also takes regular feedback from students to ensure improvement wherever required and conducts student satisfaction surveys in order to assess the overall performance in the given academic year. This report will analyze the latter in a detailed manner starting from the objective of the survey, highlighting the Student Centric Methods, internal evaluation internships and findings of the survey.

Overall Sample Size: 456 responses received from students across all disciplines offered by the college. In the year 2021-2022 total no of students(UG+PG) enrolled in the college is 1299. Areas covered:

The following broad areas were covered in the Student Satisfaction Survey:

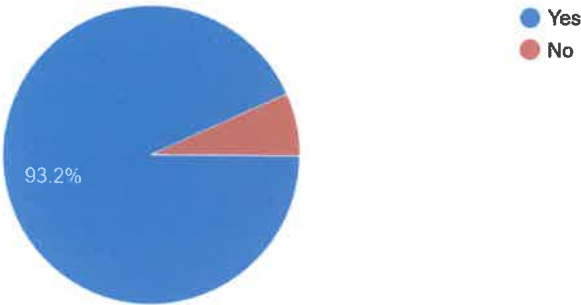
1. Curriculum
2. Academic and Teaching
3. College Administration
3. Extracurricular Activities (Webinar, committee programs)
4. Institution provides multiple opportunities to learn and grow.

Research Methodology:

A student satisfaction survey created by the IQAC was circulated to all the students of all all disciplines under UG & PG programs offered by the college. With combined efforts of teachers and student coordinators the survey received 456 responses in total. The survey was initiated via Google form in a multiple choice question format. The form covered four major areas which foreground concerns such as Academic and Teaching, College Administration, Extracurricular Activities (Webinar, committee programs).

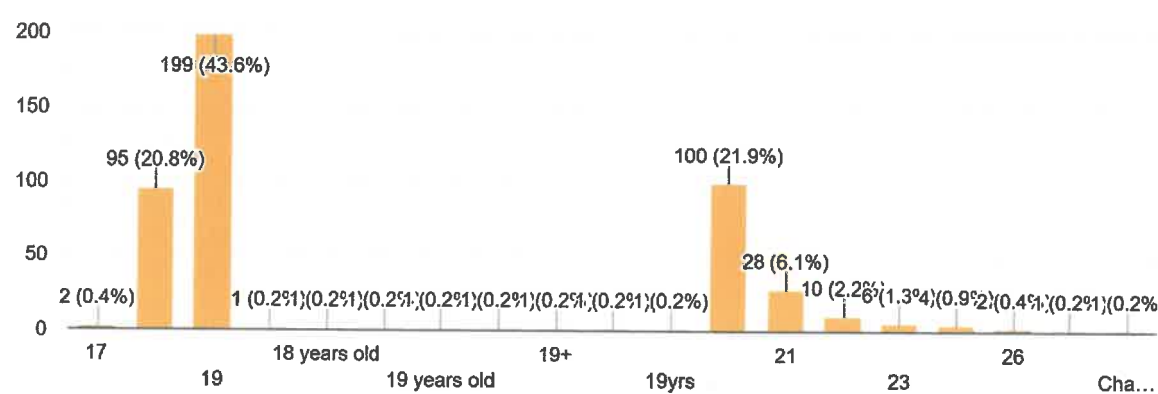
Please Confirm this is the first and the only time you answer this survey

456 responses



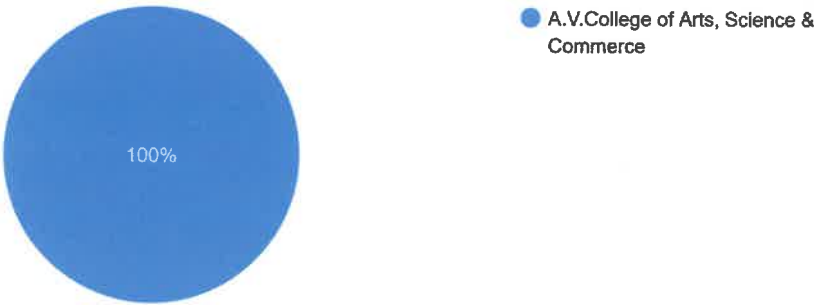
Age

456 responses



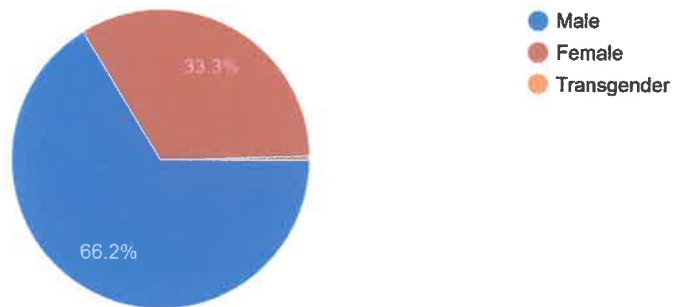
College Name:

456 responses



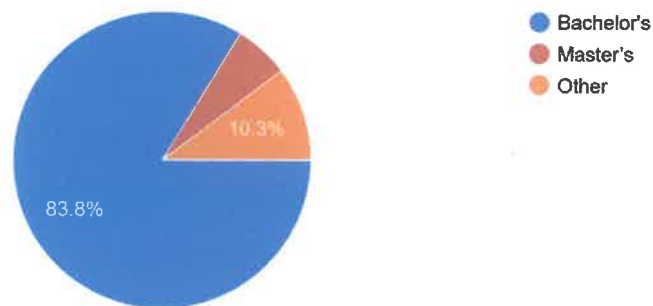
Gender

456 responses



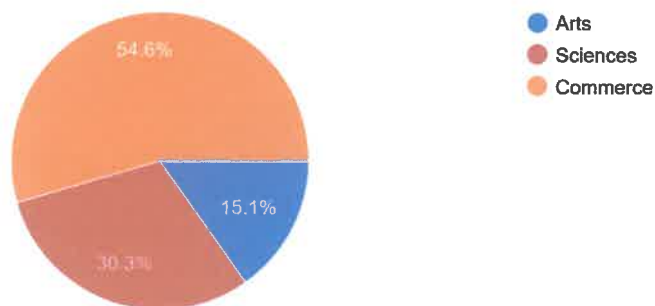
What degree program are you pursuing now?

456 responses



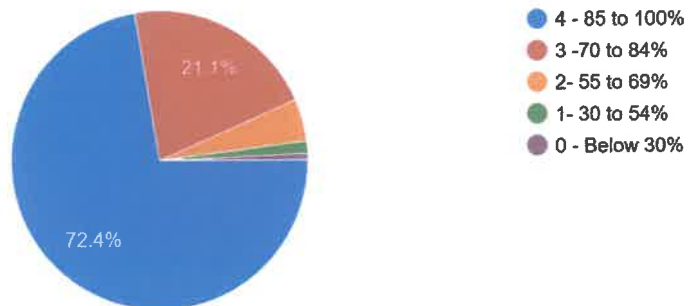
What subject area are you currently pursuing?

456 responses



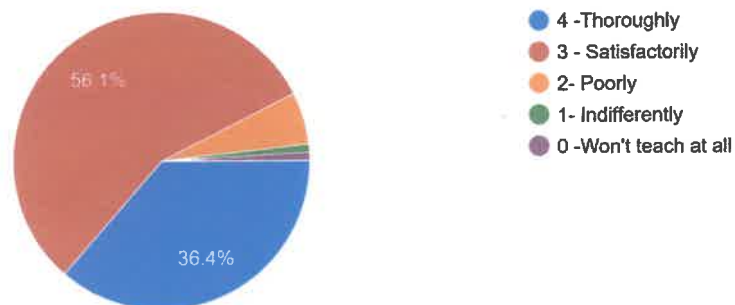
1. How much of the syllabus was covered in the class?

456 responses



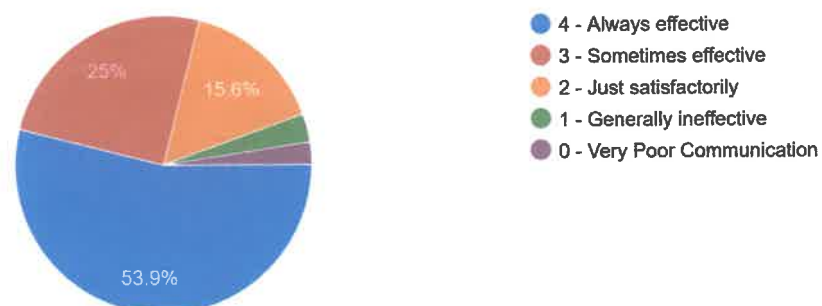
2. How well did the teachers prepare for the classes?

456 responses



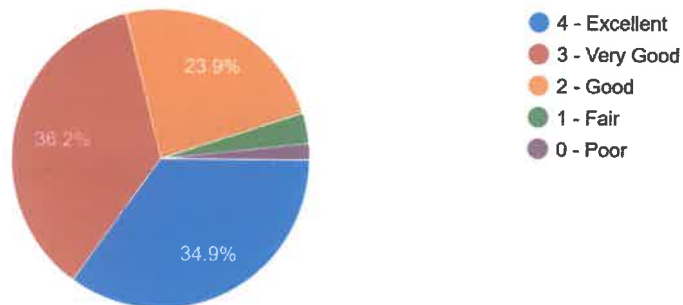
3. How well were the teachers able to communicate?

456 responses



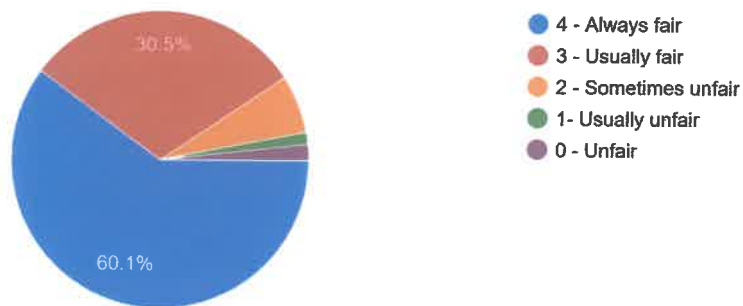
4. The teacher's approach to teaching can best be described as

456 responses



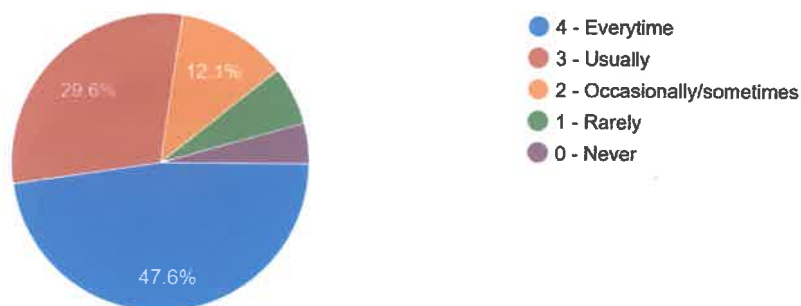
5. Fairness of the internal evaluation process by the teachers.

456 responses



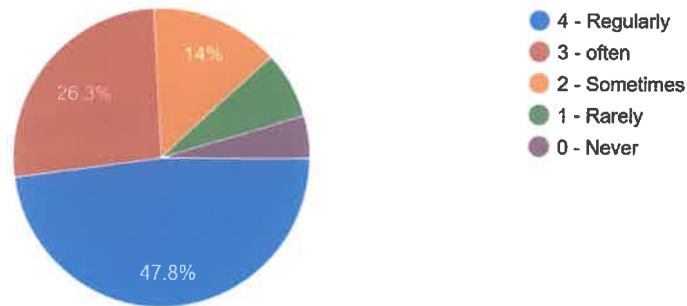
6. Was your performance in assignments discussed with you?

456 responses



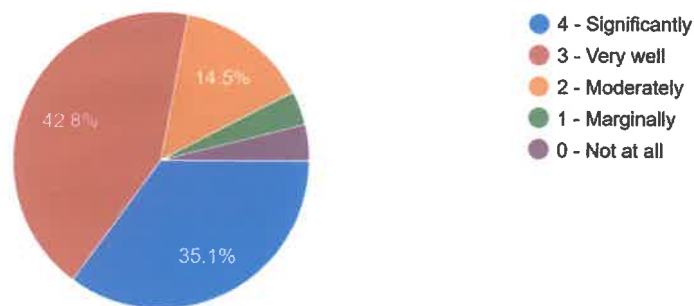
7. The institute takes active interest in promoting internship, student exchange, field visit opportunities for students.

456 responses



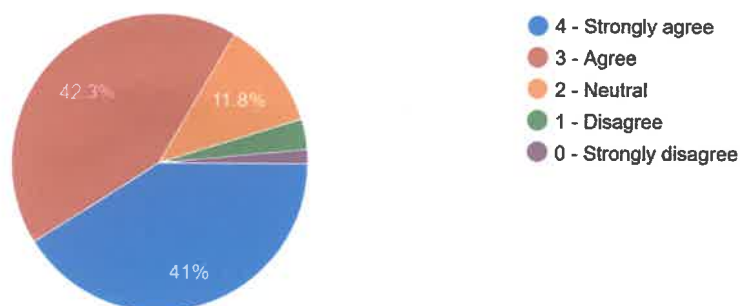
8. The teaching and mentoring process in your institution facilitates you in cognitive, social and emotional growth

456 responses



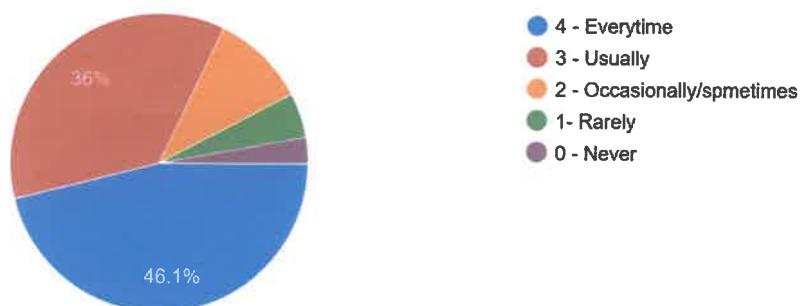
9. The institution provides multiple opportunities to learn and grow

456 responses



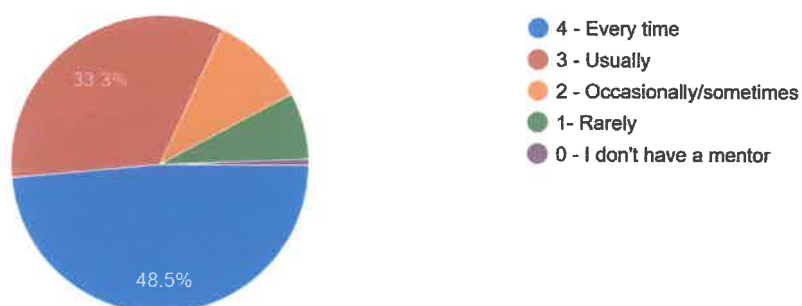
10. . Teachers inform you about your expected competencies, course outcomes and programe outcomes.

456 responses



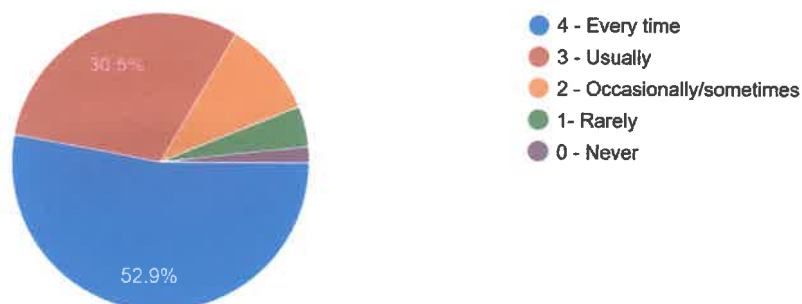
11. Your mentor does a necessary follow-up with an assigned task to you

456 responses



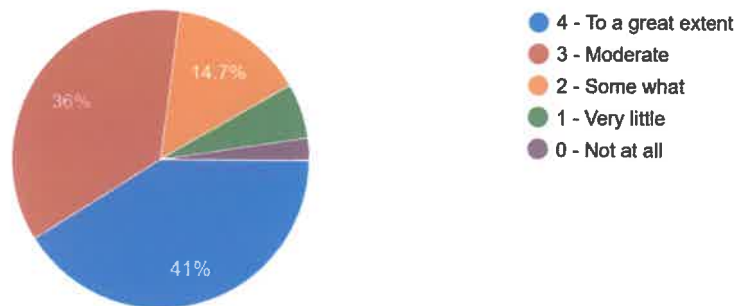
12. The teachers illustrate the concepts through examples and applications

456 responses



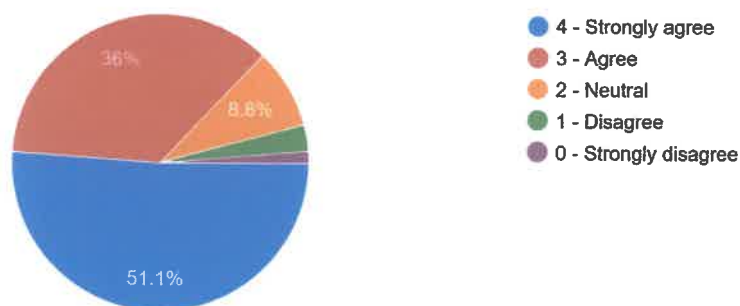
16. The institute/ teachers use student centric methods, such as experiential learning, participative learning and problem solving methodologies for enhancing learning experiences.

456 responses



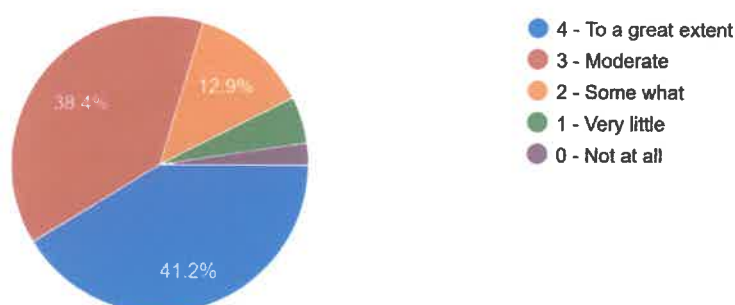
17. Teachers encourage you to participate in extracurricular activities.

456 responses



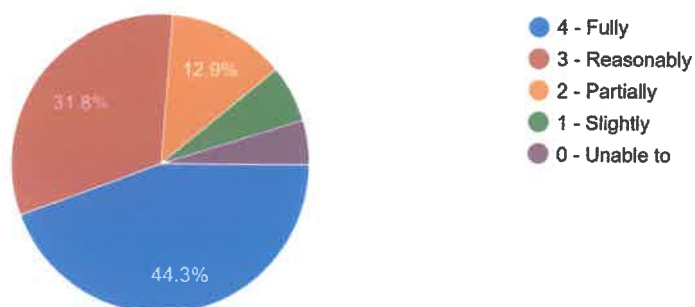
18. Efforts are made by the institute/ teachers to inculcate soft skills, life skills and employability skills to make you ready for the world of work.

456 responses



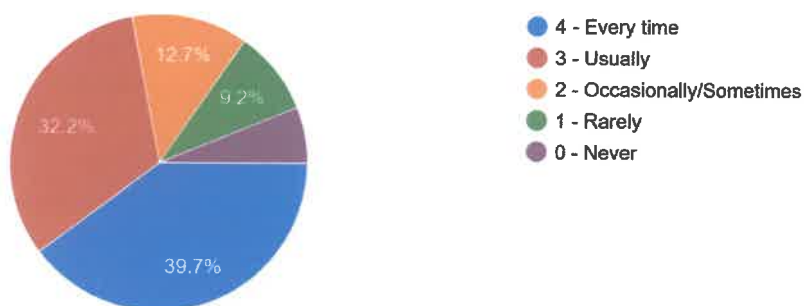
13. The teachers identify your strengths and encourage you with providing right level of challenges.

456 responses



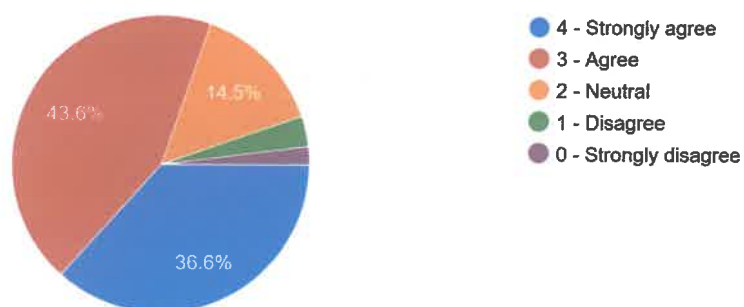
14. Teachers are able to identify your weaknesses and help you to overcome them

456 responses



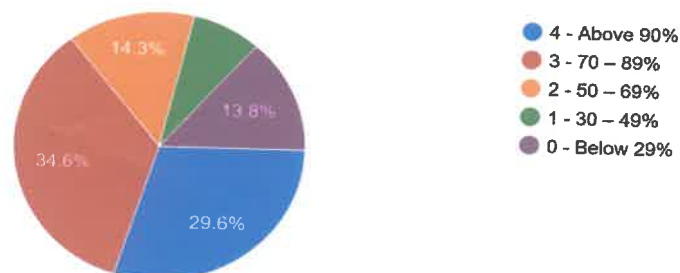
15. The institution makes effort to engage students in the monitoring, review and continuous quality improvement of the teaching learning process.

456 responses



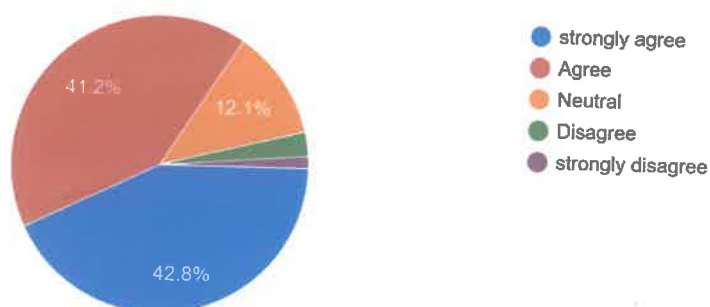
19. What percentage of teachers use ICT tools such as LCD projector, Multimedia, etc. while teaching.

456 responses



20. The overall quality of teaching-learning process in your institute is very good.

456 responses



Overall satisfaction seems to be high with 42.8% are very much satisfied, 41.2% are satisfied, and only 4.0 % are not satisfied with the overall teaching learning process provided in the college. The overall performance can be interpreted as a positive response in this direction.

Action Taken Report:

- In the year 2021-2022, the total number of students(UG+PG) enrolled in the college is 1427. In total 456 responses were received from the students.
 - The collected sample pool was carefully studied by the IQAC committee in February, 2023.
 - In the same month, a meeting was arranged with the principal Dr. Ch. Rajalingam to reflect on the survey and seek suggestions for further improvements.
 - In the meeting, IQAC members presented a report for the survey in order to have a detailed analysis of the survey.
 - The librarian of the college was requested to be a part of the meeting in order to discuss the feedback regarding the library and its resources. It was noted that despite the best efforts by the library staff, students were not aware of the excellent resource pool offered by the library.
- All in all, the inputs collected were taken into consideration to improve the overall learning experience for students.

IQAC Coordinator
Ms. M. Vidyulatha

Principal
Dr. Ch. Rajalingam

PRINCIPAL
A.V. COLLEGE OF
ARTS SCIENCE & COMMERCE
Gaganmahal, Hyd-500 029, T.S